



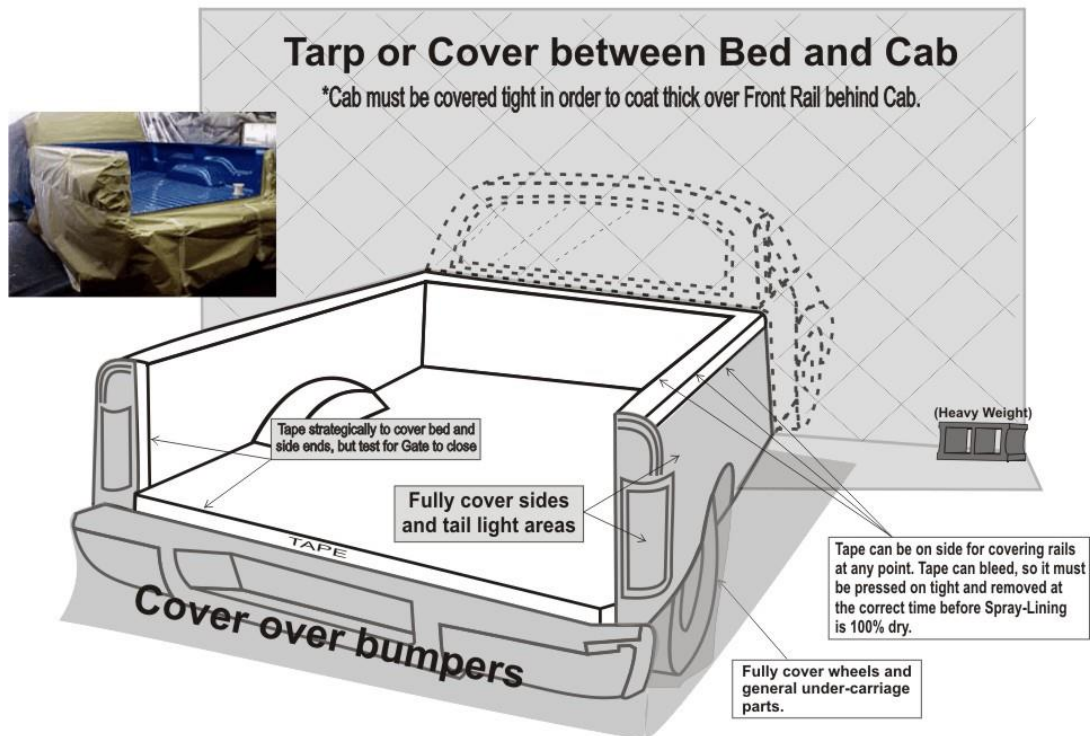
**** Call for Professional Facts on Installation Questions ****

Spray Lining and Coatings DIY Spray On Truck Bed Liner Instructions

**** WARNING: Mix only the amount you can apply within 15 minutes (use small quantities until you are familiar with our product to avoid premature curing) ****

1. Cover work area & truck areas not being coated
2. Prep bed/areas to spray-remove wax, grease, oils & debris or loose paint.
3. Tape off specific zones and parts not to be sprayed.
4. Attach covering to taped off zones.
5. Double check taped areas to prevent bleeding.
6. Set up table or area to mix product with garbage pail and hand cleaner. Painter's gloves and filter mask are advised.
7. Test spray patterns on flat part of bed or tailgate. Adjust pressure (and/or viscosity of liquid in mixing cup) as needed.
8. After carefully practicing spray pattern control, spray flat surface of bed and/or sides. Decide on amount of passes and thickness of verticals in sides of bed for rapid drying, preventing running or sagging.
 - a. Coat horizontal parts of bed thickest; especially at rear and tailgate. Move gun steadily and consistent as possible to build even layers.
 - b. It's advised to build high stress areas such as gate end of bed, fender wells and tail gate with more spray passes than less stressed zones, such as under the rails or upper cab wall.
9. Remove tape carefully before fully dry but not too early to insure straight, clean lines.
10. Dry within 1 hour at 74°F; use lightly until full cure before hard use (24 to 48 hours).

TRUCK BED



* All tape & covers (tarps, paper or plastic) must adhere to each other & truck parts 100% with 0% openings or leaks.
*Tape at exact, well thought out points for Spray-Lining to provide maximum protection.

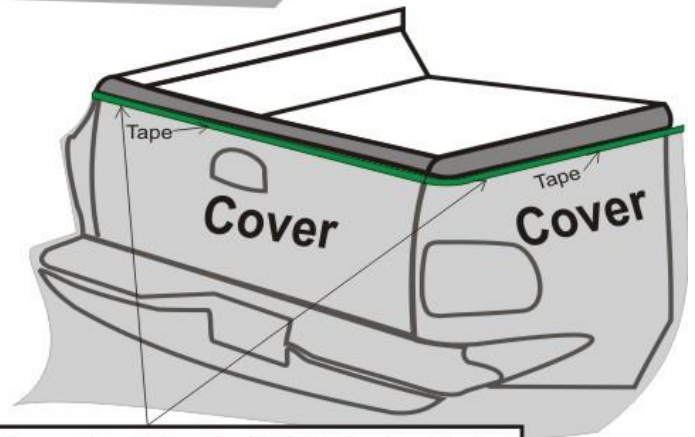
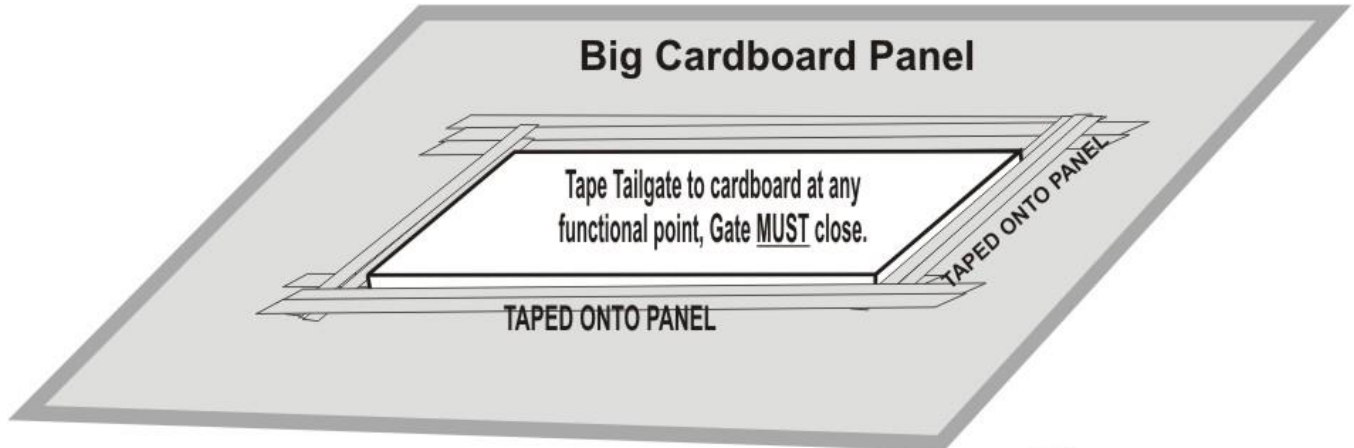


The only source for PROFESSIONAL grade
Spray-on Truck Bed Lining and Coatings via
DIY systems

Spray Lining Support
1-855-545-4900 (option 3)
service@spray-lining.com

**** Call for Professional Facts on Installation Questions ****

TAILGATE



If you're coating rails, reinstall tailgate after it's dry.
Re-tape to meet side rails, cover rear of truck
& coat tailgate's rail last



1-855-545-4900
www.spray-lining.com

The only source for professional grade
spray-on truck bed lining applications
via basic DIY systems